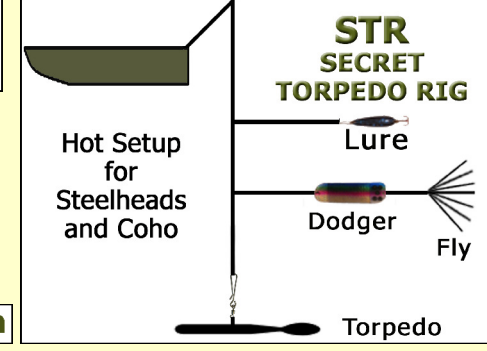
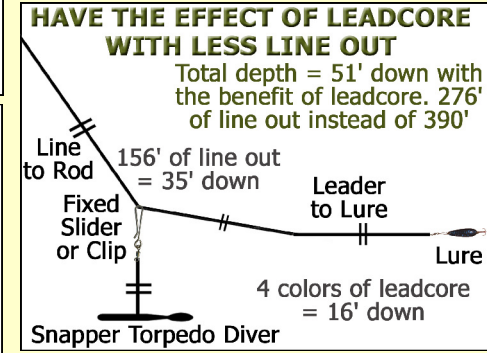
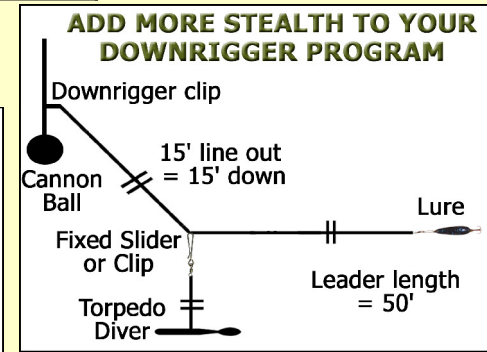
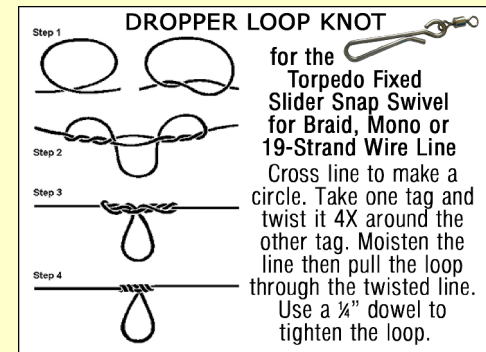
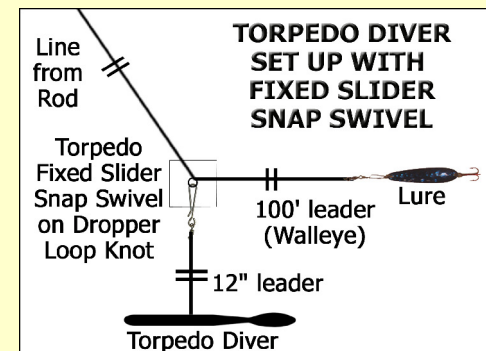
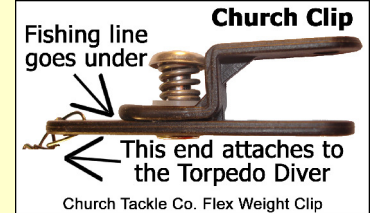


Torpedo Diver Musky Depth Chart – 1 to 4 mph

Depth Chart is for 20lb Braid, 30lb Braid and 30lb Stainless Steel

Depth	Speed mph																														
	1	1.1	1.2	1.3	1.4	1.5	1.6	1.7	1.8	1.9	2	2.1	2.2	2.3	2.4	2.5	2.6	2.7	2.8	2.9	3	3.1	3.2	3.3	3.4	3.5	3.6	3.7	3.8	3.9	4
5	5	5	5	5	5	5	5	5	5	5	5	5	5	5	5	5	5	5	5	5	5	5	5	5	5	5	5	5	5	5	
10	10	10	10	10	10	10	10	10	10	10	10	10	10	10	10	10	10	10	10	10	10	10	10	10	10	10	11	12	12	13	14
15	15	15	15	15	15	15	15	15	15	15	15	15	15	15	15	15	15	15	15	16	17	18	20	21	23	23	25	26	28	29	31
20	20	20	20	20	20	20	20	20	20	20	20	20	20	20	20	21	23	25	27	29	31	33	36	38	40	41	44	47	49	52	55
25	25	25	25	25	25	25	25	25	25	25	25	26	28	31	33	36	39	42	45	49	51	56	59	63	65	69	73	77	81	85	
30	30	30	30	30	30	30	30	30	30	31	34	37	40	45	48	52	56	60	65	70	73	81	85	90	93	100	105	111	117	123	
35	35	35	35	35	35	35	35	35	35	38	42	47	50	55	61	65	71	76	82	89	95	100	110	116	123	127	136	143	151	159	167
40	40	40	40	40	40	40	39	44	49	55	61	66	72	79	85	93	99	107	116	124	130	144	152	161	166	177	187	197	208	219	
45	45	45	45	45	45	45	50	56	62	69	77	83	91	100	108	117	126	136	147	157	165	182	192	204	210	224	237	250	263	277	
50	50	50	50	50	50	54	61	69	77	85	95	103	112	124	133	145	155	167	182	194	203	225	237	251	259	277	292	308			
55	55	55	55	55	55	57	66	74	83	93	103	115	125	136	150	162	175	188	203	220	235	246	272	287	304						
60	60	60	60	60	60	68	78	88	99	111	123	137	148	162	178	192	208	224	241	262	280	293									
65	65	65	65	65	71	80	92	104	116	130	144	160	174	190	209	226	245	262	283												
70	70	70	70	71	82	93	107	120	135	151	167	186	202	220	243	262	284	304													
75	75	75	75	81	94	107	122	138	155	173	192	214	232	253	279																
80	80	80	80	92	107	121	139	157	176	197	219	243	263	288																	
85	85	85	89	104	121	137	157	178	199	222	247	274	297																		
90	90	90	100	117	136	154	176	199	223	249	277																				
95	95	95	111	130	151	171	196	222	249	278																					
100	100	103	123	144	167	190	218	246	276																						
105	105	114	136	159	185	209	240	271	304																						
110	110	125	149	175	203	230	263	297																							
115	115	137	163	191	221	251	288																								
120	123	149	177	208	241	273																									
125	133	162	192	226	262	297																									
130	144	175	208	244	283																										
135	156	188	224	263																											
140	167	203	241	283																											
145	180	217	259	304																											
150	192	233	277																												
155	205	265																													
160	219	299																													
165	233																														
175	262																														
185	292																														

- 1 With a fishing lure attached allow a leader according to the species desired.
- 2 Attach the Torpedo Diver 12" below the Fixed Slider Snap Swivel and attach to the line by sliding it through the Dropper Loop Knot (see diagram). See the diagrams for the line placement when using the Church Clip or OR16 Clip.
- 3 Let out the amount of line to depth according to the chart. See website for other depth charts. Depth is Reduced by Drag: Deduct 7' for a Dodger, 5' for a Magnum Lure and 2' for a Four Inch Lure.
- 4 Place fishing rod in a rod holder.
- 5 When reeling in slip out the Fixed Slider or unclip the clip attached to the Torpedo Diver and continue to reel in your catch.
- 6 Enjoy Your Fishing Experience.



DO NOT drill any holes in the Torpedo Diver to add hooks. Drilling a hole and attaching a hook can be very dangerous. When fishing strong game fish **DO NOT** run a lead less than 30'. In both cases if the fish self releases close to the boat the energy loaded into the line could cause the Torpedo Diver to fly into the angler.